

Illinois Maternal, Infant & Early Childhood Home Visiting (MIECHV) Program



STATEWIDE DATA SUMMARY REPORT FOR FEDERAL FISCAL YEAR (FFY) 2023

October 1, 2022 - September 30, 2023

Illinois MIECHV

The Maternal, Infant and Early Childhood Home Visiting (MIECHV) Program supports voluntary, evidence-based home visiting services for pregnant people and parents with young children ages 0 to 5. In Illinois, MIECHV is implemented through the Illinois Department of Human Services (IDHS), Division of Early Childhood. The MIECHV Program builds on decades of scientific research showing that home visits by a nurse, social worker, early childhood educator, or other trained professional during pregnancy and in the first years of a child’s life, improve the lives of children and families. Home visiting helps prevent child abuse and neglect, supports positive parenting, improves maternal and child health, and promotes child development and school readiness.



Illinois MIECHV Home Visiting Reach

In Illinois, MIECHV home visiting services reached 10 counties to engage with many high-risk communities and support families in need. MIECHV home visiting spanned across 21 agencies in FFY2023, implementing two evidence-based models - Parents as Teachers (69%) and Healthy Families America (31%). Illinois MIECHV also includes Coordinated Intake efforts in 9 communities statewide.

Illinois MIECHV Communities

- Cook County
- Kane
- Kankakee
- Lake
- Macon
- Peoria
- Stephenson
- St. Clair
- Vermillion
- Winnebago

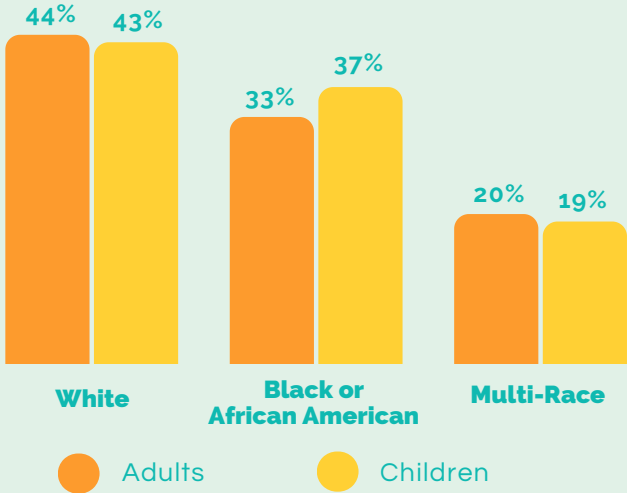
FFY2023 MIECHV Participants	New	Continuing	Total
Pregnant Participants	120	40	160
Female Caregivers	268	599	867
Male Caregivers	11	23	34
All Adults*	399	663	1,062
All Children	474	702	1,176
MIECHV Households	390	643	1,033
Number of Home Visits			12,819

* Includes 1 unknown/did not report caregiver

Participant Race & Ethnicity

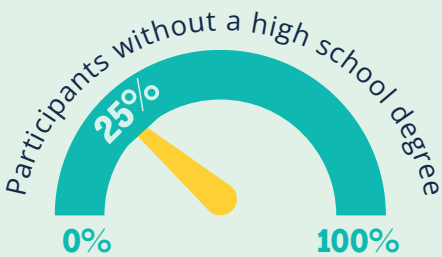
Illinois MIECHV participants self-report their ethnicity and race upon intake into the program. 44% of all participants identify their ethnicity as Hispanic or Latino.

The following chart denotes the breakdown of all participants by race. Two percent percent of adult participants and 1% of children are Asian, Native Hawaiian / Pacific Islander, or American Indian / Alaskan Native. Less than 1% are unknown for both.



Participant Education Status

Twenty-five percent of home visiting participants have not received a high school diploma, while nearly three out of four have either graduated from high school or continued onto secondary education. Seven percent have a bachelor’s degree.



More Participant Demographics

Ninety-one percent of MIECHV children participants have health insurance through Medicaid or CHIP (Children's Health Insurance Program). The number one source (71%) for medical care is their doctor's office. Ninety-three percent have a consistent source for dental care.



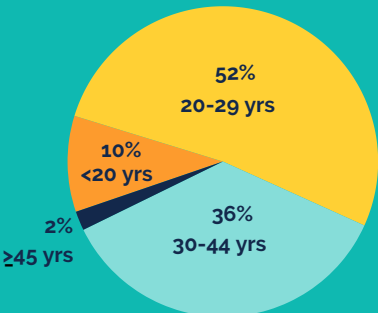
5% of MIECHV participant families are homeless.



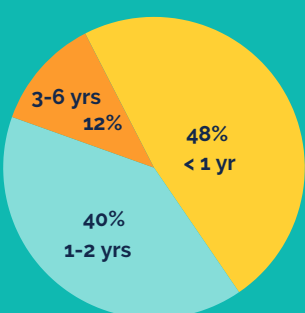
59% of MIECHV participant families are unemployed.

Age and Primary Language

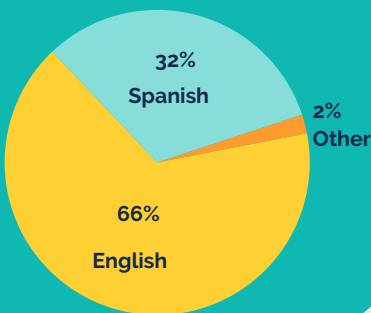
Adult's Age



Child's Age



Primary Language



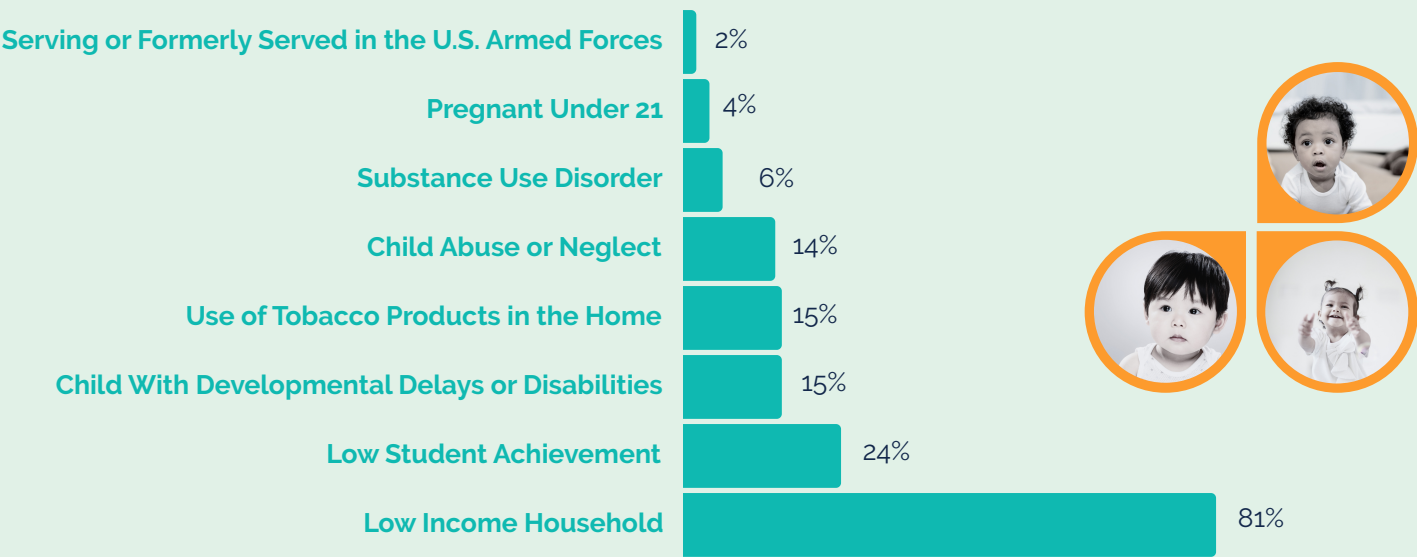
Illinois MIECHV

STATEWIDE DATA SUMMARY REPORT FOR FEDERAL FISCAL YEAR 2023

October 1, 2022 - September 30, 2023

Priority Population Characteristics

As a requirement of federal funding, MIECHV prioritizes eight populations. The figure below shows the percentage of Illinois MIECHV participants meeting each of the eight priority population criteria at the time of enrollment.



Service Utilization

In FFY2023, Illinois MIECHV facilitated 12,819 home visits. The COVID-19 Pandemic in 2020, 2021, and 2022 created a need for virtual service delivery in order to keep MIECHV staff and participants safe. In FFY2023, 75% of home visits happened in participants' homes, a 20% increase from FFY2022. One percent of all home visits were unknown in type of service delivery: home or virtual.

MIECHV Outcomes

Illinois leads in 17 of the 19 performance measures, when compared to FFY2022 national MIECHV averages from HRSA. The numbers highlighted in blue indicate areas where Illinois exceeded the national outcomes in FFY2023. Additionally, Illinois improved or maintained their outcomes since last year, with the following four Illinois performance measures increasing significantly since last year: Depression Referrals (24% increase), IPV Referrals (20% increase), Tobacco Cessation (13% increase), and Breastfeeding (9% increase). To read the full description of each performance measure [please visit our website here](#).

Performance Measures	FFY23 Illinois Outcomes	National Threshold
Maternal & Newborn Health		
Preterm Birth	9%	13%
Breastfeeding	40%	44%
Depression Screening	88%	82%
Well-Child Visits	72%	70%
Postpartum Care	73%	72%
Tobacco Cessation	63%	55%
Child Injuries, Maltreatment, and ED Visits		
Safe Sleep	86%	64%
Child Injury	1%	3%
Child Maltreatment	6%	8%
School Readiness & Achievement		
Parent-Child Interaction	79%	63%
Early Language & Literacy	97%	83%
Developmental Screenings	83%	77%
Behavioral Concern	99%	94%
Crime and IPV		
IPV Screening	90%	79%
Family Economic Self-Sufficiency		
Primary Caregiver Education	18%	30%
Continuity of Insurance Coverage	93%	83%
Coordination & Referral		
Depression Referrals	61%	41%
Developmental Referrals	94%	67%
IPV Referrals	100%	60%

This project is supported by the Health Resources and Services Administration (HRSA) of the United States Department of Health and Human Services (HHS) under Grant Number X1046863 and Grant Number X1050299 in the total award amounts of \$8,049,837 and \$11,901,581, respectively, for the Maternal, Infant and Early Childhood Home Visiting Program, and 0% financed with nongovernmental sources. This information or content and conclusions are those of the author and should not be construed as the official position or policy of, nor should any endorsements be inferred by HRSA, HHS or the United States Government.