




CPRD Data support Training Presents


NAVIGATING DATA THROUGH EXCEL





- Wrap text
- Apply & use filters
- Adjust column width or row height
- Hide & unhide columns and rows






Select 'export' or 'export to CSV' from a report generated in Visit Tracker

TABLE 15: Home Visits PVRs not marked as complete - **export**

Home Visits by Service Modality	Number	Percent
In-Person Home Visits	1	50.00%
Virtual Home Visits	0	0.00%
Unknown/Did not report	1	50.00%
All Visits	2	

CONSTRUCT 18: COMPLETED DEVELOPMENTAL REFERRALS **export to CSV**

	Numerator	Denominator	Outcome (%)	Missing	Definitions
1	0	1	0	N/A	<ul style="list-style-type: none">• Numerator: Children from the denominator that have a Resource Connection made as a result of screening = 'Yes' AND Developmental is checked AND Follow Up = 'Yes, Family received services' AND Service received related to Dev screening = "...individualized support from home visitor."• Denominator: Children with an ASQ-3 in the reporting period AND the ASQ-3 was within 1 of the screening age ranges and Screening Result = Concern





ADDITIONAL RESOURCES

[Excel Tools Reference Sheet](#)

[Hide or Show Columns & Rows](#)

[Wrap Text](#)

[Applying Filters](#)

[Adjust Column Width or Row Height](#)



THANK YOU!