

IDHS-DEC HOME VISITING

STATEWIDE DATA SUMMARY REPORT FOR STATE FISCAL YEAR 2023

July 1, 2022 - June 30, 2023



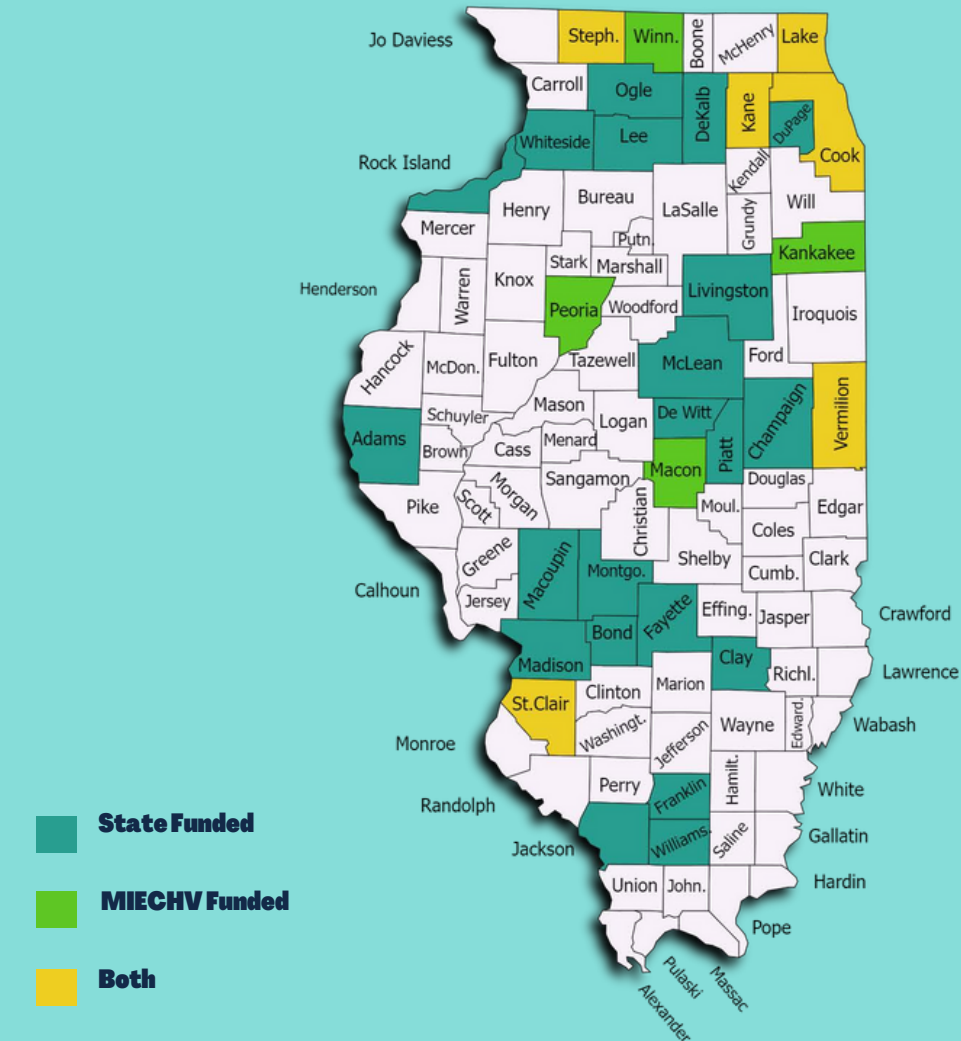
IDHS-DEC Home Visiting

The Illinois Department of Human Services Division of Early Childhood (IDHS-DEC) Home Visiting program supports pregnant people and parents with young children ages 0 to 5 who live in communities that face greater risks and barriers to achieving positive maternal and child health outcomes. The goals of the IDHS-DEC Home Visiting program are to: improve maternal and child health; prevent child abuse and neglect; reduce crime and domestic violence; increase family education level and earning potential; promote children’s development and readiness to participate in school; and connect families to needed community resources and supports. Families choose to participate in Home Visiting, and partner with health, social service, and child development professionals to set and achieve goals that improve their health and well-being.

IDHS-DEC Home Visiting is supported by Illinois General Revenue Funds (GRF) and federal Maternal Infant and Early Childhood Home Visiting (MIECHV) funds. For more information about these public funding streams, please see [Illinois Public Act 103-0498](#) and [the Social Security Act, Title V, § 511 \(42 U.S.C. 711\)](#).

IDHS-DEC Home Visiting Reach

IDHS-DEC Home Visiting services reached 31 Illinois counties to engage with many high-risk communities and support families in need. Home Visiting services spanned across 50 agencies in SFY2023, implementing three evidence-based models - Healthy Families America (66%), Parents as Teachers (33%) and Early Head Start (1%).

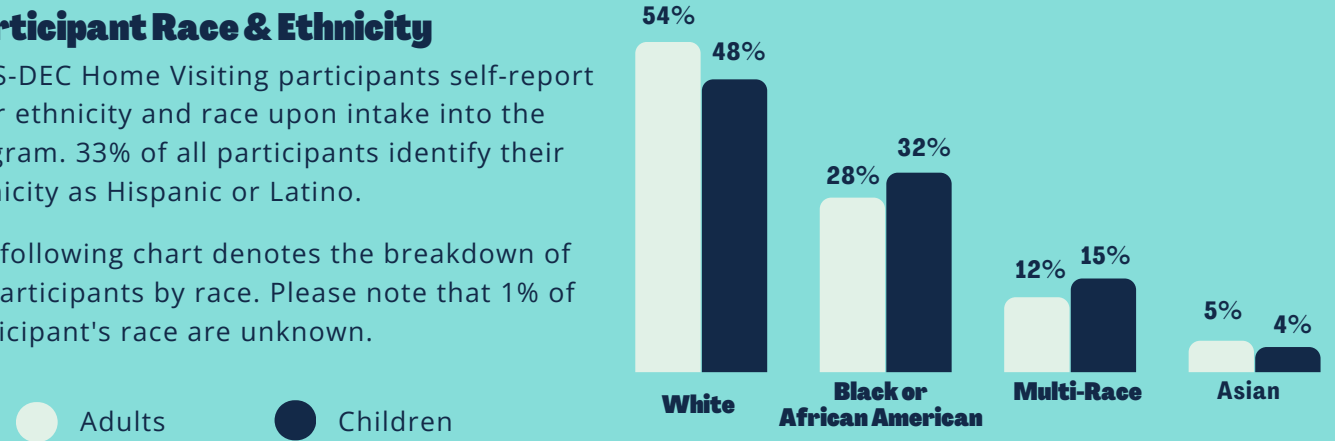


SFY2023 Home Visiting Participants	MIECHV Total	State Total	Grand Total
Pregnant Participants	151	328	479
Female Caregivers	873	1,059	1,932
Male Caregivers	36	177	213
Non-Binary Caregivers	0	3	3
Unknown Gender	3	1	4
All Adults	1,063	1,568	2,631
All Children	1,212	1,340	2,552
All Households	1,033	1,377	2,410
Number of Home Visits	12,855	21,382	34,237

Participant Race & Ethnicity

IDHS-DEC Home Visiting participants self-report their ethnicity and race upon intake into the program. 33% of all participants identify their ethnicity as Hispanic or Latino.

The following chart denotes the breakdown of all participants by race. Please note that 1% of participant's race are unknown.



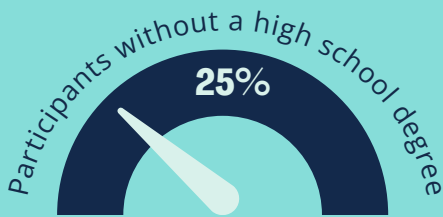
IDHS-DEC Home Visiting

STATEWIDE DATA SUMMARY REPORT FOR STATE FISCAL YEAR 2023

July 1, 2022 - June 30, 2023

Participant Education Status

Twenty-five (25%) percent of Home Visiting participants have not received a high school diploma, while nearly three out of four have either graduated from high school or continued on to secondary education.



More Participant Demographics

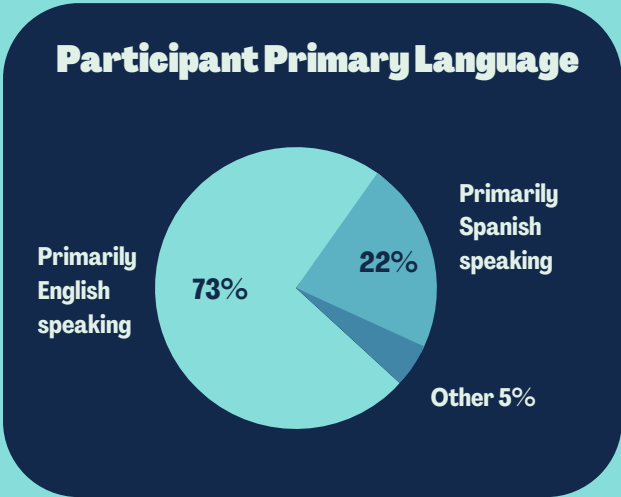
Ninety-one (91%) percent of IDHS-DEC Home Visiting children participants have health insurance through Medicaid or CHIP (Children's Health Insurance Program). The number one source (77%) for medical care is their doctor's office. Eighty-four (84%) percent have a consistent source for dental care.



4% of participant families are homeless.

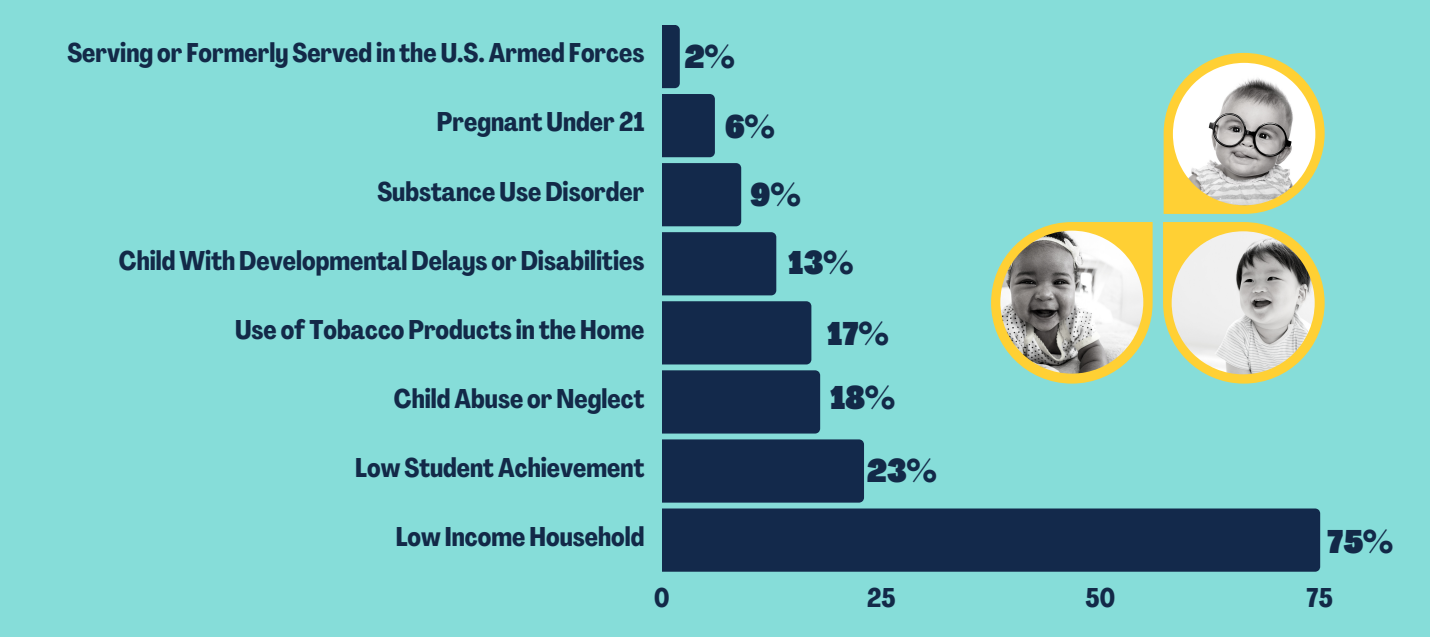


58% of participant families are unemployed.



Priority Population Characteristics

IDHS-DEC Home Visiting prioritizes eight populations. The figure below shows the percentage of participants meeting each of the eight priority population criteria at the time of enrollment.



Service Utilization

In SFY2023, IDHS-DEC Home Visiting facilitated 34,237 home visits. The COVID-19 Pandemic in 2020, 2021, and 2022 created a need for virtual service delivery in order to keep staff and participants safe. In SFY2023, 71% of visits occurred in person, 27% were done virtually, and 2% are unknown.



IDHS-DEC Home Visiting Outcomes

IDHS-DEC Home Visiting addresses 19 benchmark performance areas for participants to achieve positive maternal and child health outcomes. To read the full description of each performance measure, [please visit our website here](#).

The table below highlights six performance measures, showing the SFY2023 levels for all IDHS-DEC Home Visiting participants (MIECHV and State) compared to the national MIECHV threshold. The IDHS-DEC outcomes are better than national for two measures (early language & literacy and safe sleep practices) and within ten percentage points for the remaining four measures (depression screenings, developmental screenings, well-child visits, and postpartum care). It is important to note that whereas MIECHV providers have implemented the performance measures for many years and receive CQI (continuous quality improvement) support, SFY2023 was the first year that the state-funded Home Visiting providers implemented them.

Performance Measures	SFY2023 Outcomes	FFY2023 MIECHV National Threshold
Early Language & Literacy	90%	83%
Depression Screenings	77%	82%
Safe Sleep Practices	77%	64%
Developmental Screenings	71%	77%
Well-Child Visits	66%	70%
Postpartum Care	62%	72%

This project is supported by the Health Resources and Services Administration (HRSA) of the United States Department of Health and Human Services (HHS) under Grant Number X1046863 and Grant Number X1050299 in the total award amounts of \$8,049,837 and \$11,901,581, respectively, for the Maternal, Infant and Early Childhood Home Visiting Program, and 0% financed with nongovernmental sources. This information or content and conclusions are those of the author and should not be construed as the official position or policy of, nor should any endorsements be inferred by HRSA, HHS or the United States Government.

For more information about IDHS-DEC Home Visiting, visit [igrow Illinois](#).
For more reports and research briefs about IDHS-DEC Home Visiting, visit [CPRD, University of Illinois](#).